

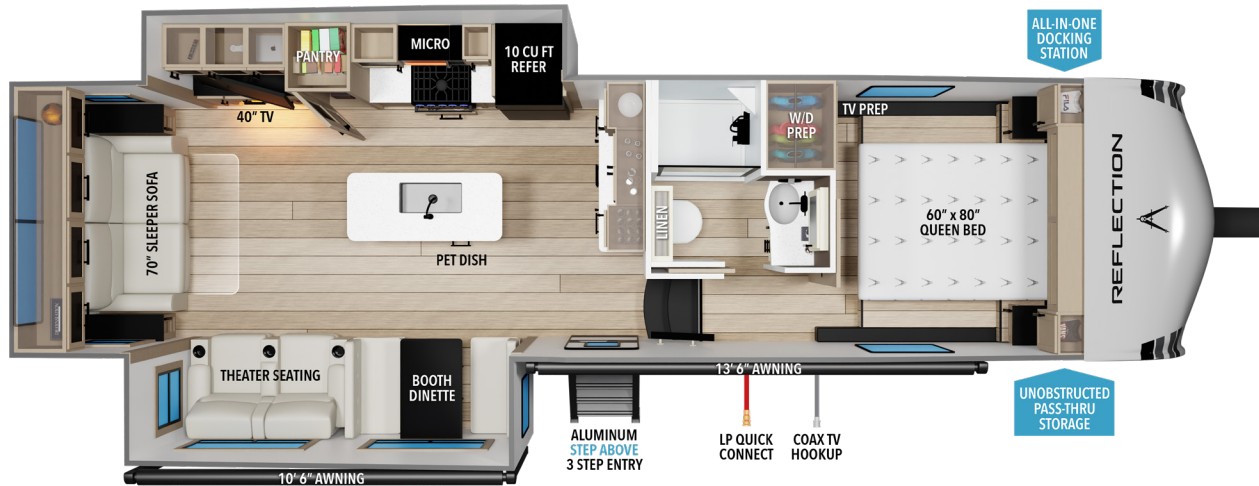


REFLECTION™

100 SERIES



**EXPLORE
MORE**



29RL	EXT. LENGTH	UVW	HITCH	GVWR	AWNING	WATER CAPACITIES			SLEEPS
	32' 9"	9,045	1,410	10,995	10' 6", 13' 6"	FRESH	GRAY	WASTE	4
						55 (Gal.)	78 (Gal.)	39 (Gal.)	

ALL REFLECTION 100 SERIES FIFTH WHEELS

FLOORPLAN SPECIFIC

- One Touch Auto-leveling
- All-in-One Docking Station
- MORryde CRE3000 Suspension System
- Goodyear E-Rated Tires
- 2" Receiver Hitch Upgrade
- Tankless Water Heater
- 180W Solar Panel
- 60 Amp Charge Controller & Inverter Prep
- 18K Chill Cube A/C
- 8K Bedroom A/C
- Unobstructed Pass-Thru Storage
- Compass Connect System
- USB/USB-C Charging Station
- 10 Cu. Ft. 12V Refrigerator
- Smart TV
- Rear Ladder
- Washer/Dryer Prep
- 12V Heat Pads
- Motion Sensor Lighting
- Ductless "Evenflow" Heating System

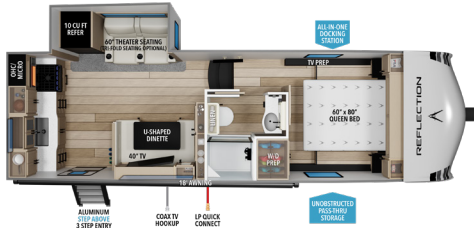
- Opposing Slideouts for Maximum Space and Storage
- Kitchen Island Providing Additional Prep and Counter Space
- Unobstructed Pass-Thru Storage Provides Large Amounts of Exterior Storage
- Lend-A-Hand Entry Door Grab Handle



REFLECTION[™]

100 SERIES

FIFTH WHEELS



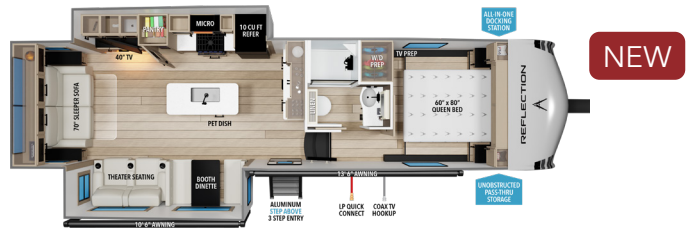
22RK



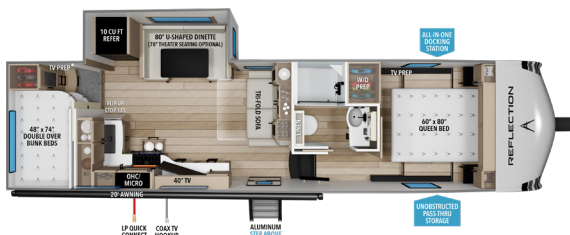
28RL



24RL



29RL



27BH



32BH